



PTP Gradebook Training

Teachers

Slide Deck: http://bit.ly/NCDPI_PTP_Teachers

Agenda

- **Using PowerTeacher Pro** [slide 2](#)
- **Accessing the Gradebook 6** [slide 4](#)
 - Navigating the Gradebook
- **Viewing and Adding Class Descriptions** [slide 12](#)
- **Setting Up Display Preferences** [slide 15](#)
- **Setting Up Grading Preferences** [slide 17](#)
- **Working with Categories and Assignments** [slide 23](#)

- **Working with Grades** [slide 52](#)
- **Analyzing Performance** [slide 61](#)
- **Running PowerTeacher Pro Reports** [slide 77](#)

Using PowerTeacher Pro

- ❖ Teachers navigate to the HTML-based gradebook directly through the teacher portal.
There's no need to launch a separate application to access the gradebook.
The first time you navigate to the gradebook, you'll see a welcome message that introduces some of the features.



- HTML 5 based, no more Java issues!
- Adapts to any computer or tablet, including Mac, Windows, iOS, Android, Chromebooks
- Access anywhere
- Advanced features for both standards-based and traditional grading
- District lock-down by SCHOOL in gradebook setup

- Using PowerTeacher Pro [slide 2](#)
- **Accessing the Gradebook 6** [slide 4](#)
 - Navigating the Gradebook
- Viewing and Adding Class Descriptions [slide 12](#)
- Setting Up Display Preferences [slide 15](#)
- Setting Up Grading Preferences [slide 17](#)
- Working with Categories and Assignments [slide 23](#)

- Working with Grades [slide 52](#)
- Analyzing Performance [slide 61](#)
- Running PowerTeacher Pro Reports [slide 77](#)

PowerTeacher Portal to open PowerTeacher Pro

Navigation: IAM login > PowerTeacher icon > PowerTeacher Pro Link

Or URL: <https://xxxxxxx.powerschool.com/teachers> > Log in > PowerTeacher Pro link

PowerSchool

Navigation

PowerTeacher Pro

Start Page

Daily Bulletin

Schedule

Staff Directory

Meals

Personalize

Reports

Recommendations

PTG 2.8

Launch

District Code

RGMS

PowerTeacher Pro

PowerTeacher

https://training26.powerschool-training.com/teachers/index.html#/7sectionId=126

PowerSchool

1(B) Sociology - 16-17

Create

Jason Luhman

Assignments

CATEGORY	ASSIGNMENTS	SCORED	DUE DATE	SCORE TYPE	EDIT
Group	1. Reading Logs 5	19 / 19 ✓	4/5/2017	Points pts: 20	
Proj	2. Homework 9-16	19 / 19 ✓	4/2/2017	Percent pts: 25	
Proj	3. Ch 7 Activity	17 / 19	3/31/2017	Points pts: 100	
Quiz	4. Reading Log Week 11	17 / 19	3/30/2017	Collected Only	
Test	5. Snowman Art Problem	19 / 19 ✓	3/15/2017	Grade Scale pts: 90x 2	
Test	6. Short 1, Pg 5	19 / 19 ✓	2/26/2017	Points pts: 95x 5	
Home	7. Ch 7 Outline	18 / 19	2/25/2017	Points pts: 20	
Proj	8. L. 8-3	19 / 19 ✓	2/17/2017	Points pts: 45x 4	

PowerSchool

1(B) English Survey - 16-17

Create

Mark Geraghty

Assignments

CATEGORY	ASSIGNMENTS	SCORED	DUE	RETYPE	EDIT
Home	Pre-writes And Intros	31 / 31 ✓	4/26/2017	Points	
Home	5 Fractions In Simple		4/23/2017	Percent pts: 80x 2	
Home	3. Reading and Comprehe		4/21/2017	Points	
Test	4. Ch14VocAct		4/19/2017		
Home	5. Read Life and Times		4/18/2017		
Home	6. Reading and Comprehe		4/18/2017		
Test	7. Chap Rev-24		4/14/2017		
Proj	8. Fingerprint and Oil		4/14/2017	pts: 100	
Home	9. Reading and Comprehe		4/13/2017	Percent pts: 10	
Test	10. Final Exam	29 / 31	4/12/2017	Points pts: 100	

Welcome to PowerTeacher Pro!

PowerTeacher Pro combines an intuitive user interface with robust functionality for managing the classroom. In addition to providing advanced features for both standards-based and traditional grading, PowerTeacher Pro improves tremendously on the previous gradebook. It also provides the same great user experience and full functionality from any computer or tablet, including Mac, Windows, iOS, Android, and Chromebooks.

New features include:

- Easy-to-use class progress graphs and charts
- Enhanced single student views, giving a 360-degree view of performance
- Quick access to assignment scoring
- New Incomplete and Absent score attributes
- And many more of the most highly requested enhancements

Close

Enter Scores

Select Students

Select Classes

Create Assignments

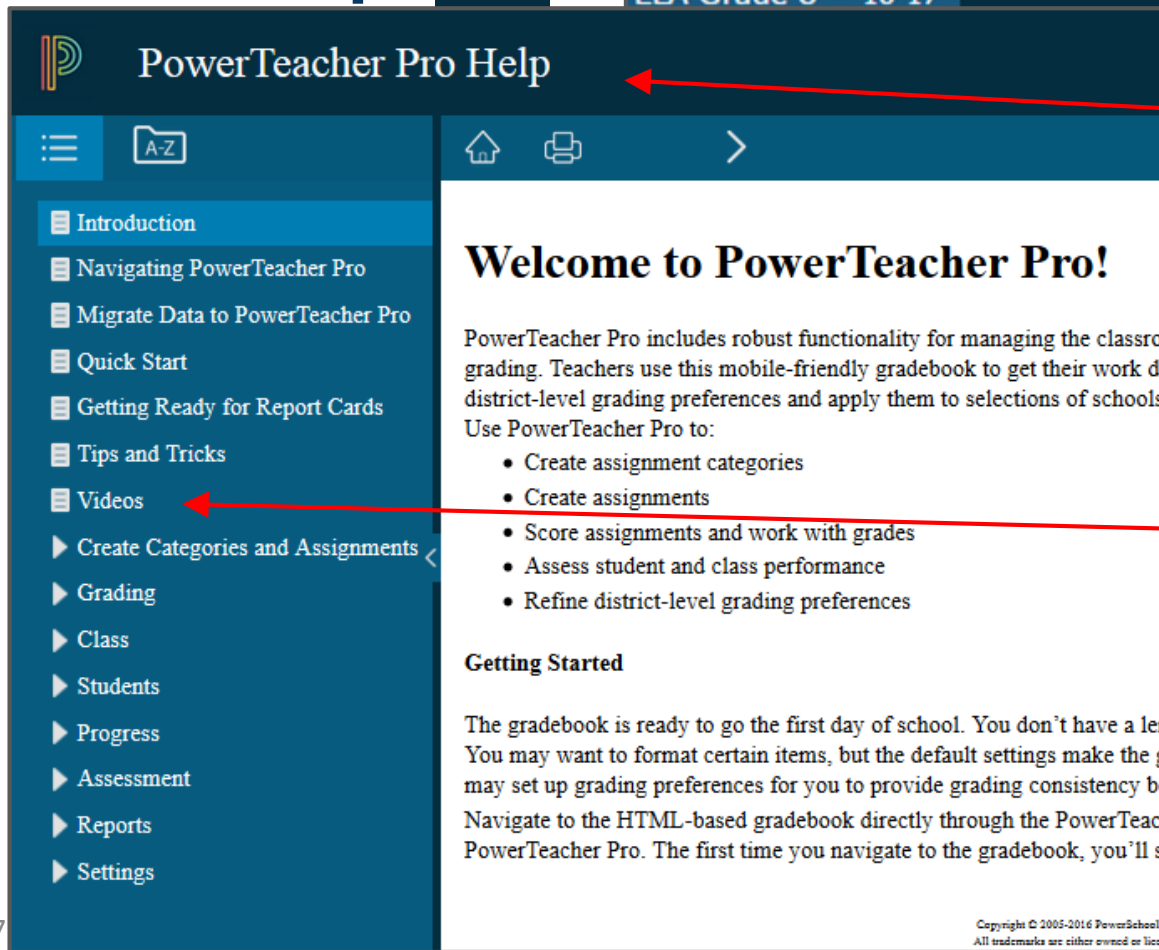
Help

Create

Help

Tips and Tricks

Getting Started



PowerTeacher Pro Help

- Introduction
- Navigating PowerTeacher Pro
- Migrate Data to PowerTeacher Pro
- Quick Start
- Getting Ready for Report Cards
- Tips and Tricks
- Videos
- Create Categories and Assignments
- Grading
- Class
- Students
- Progress
- Assessment
- Reports
- Settings

Welcome to PowerTeacher Pro!

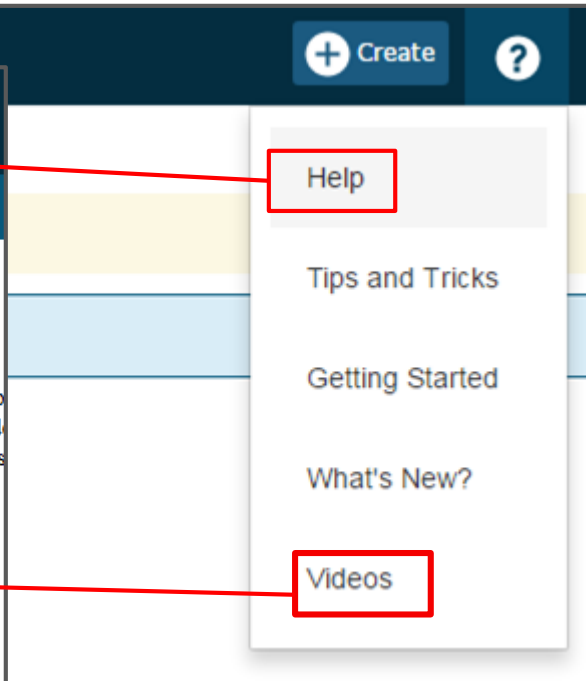
PowerTeacher Pro includes robust functionality for managing the classroom grading. Teachers use this mobile-friendly gradebook to get their work done. You can set up district-level grading preferences and apply them to selections of schools. Use PowerTeacher Pro to:

- Create assignment categories
- Create assignments
- Score assignments and work with grades
- Assess student and class performance
- Refine district-level grading preferences

Getting Started

The gradebook is ready to go the first day of school. You don't have a lot to do. You may want to format certain items, but the default settings make the gradebook easy to use. You may set up grading preferences for you to provide grading consistency between teachers. Navigate to the HTML-based gradebook directly through the PowerTeacher Pro. The first time you navigate to the gradebook, you'll see...

Copyright © 2005-2016 PowerSchool
All trademarks are either owned or licensed to PowerSchool.



- Help
- Tips and Tricks
- Getting Started
- What's New?
- Videos

Navigate Classes

The screenshot illustrates the navigation process in PowerSchool. A red arrow points from the '1(B) Sociology - 16-17' header to the 'S2 (2016-2017)' dropdown menu. Another red arrow points from the 'S2 (2016-2017)' dropdown to the '1(B) English Survey - 16-17' header. A purple arrow points from the 'Classes' tab to the '3 Classes' button. A blue arrow points from the '1(B) English Survey' dropdown to the '1(B) English Survey' row in the table below.

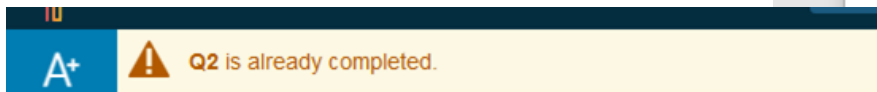
1(B) English Survey	19 / 19 ✓	2/26/2017	Points pts: 95x 5
18 / 19	2/25/2017	Points pts: 20	
19 / 19 ✓	2/17/2017	Points pts: 45x 4	

Classes - Click Blue Class Button > Classes Tab > pick class to view
Groups - Click Blue Class Button > Groups Tab > Pick group to view all students in that group. Right now, in PT Pro there is no ability for teachers to create groups. Feature is coming in a future release.

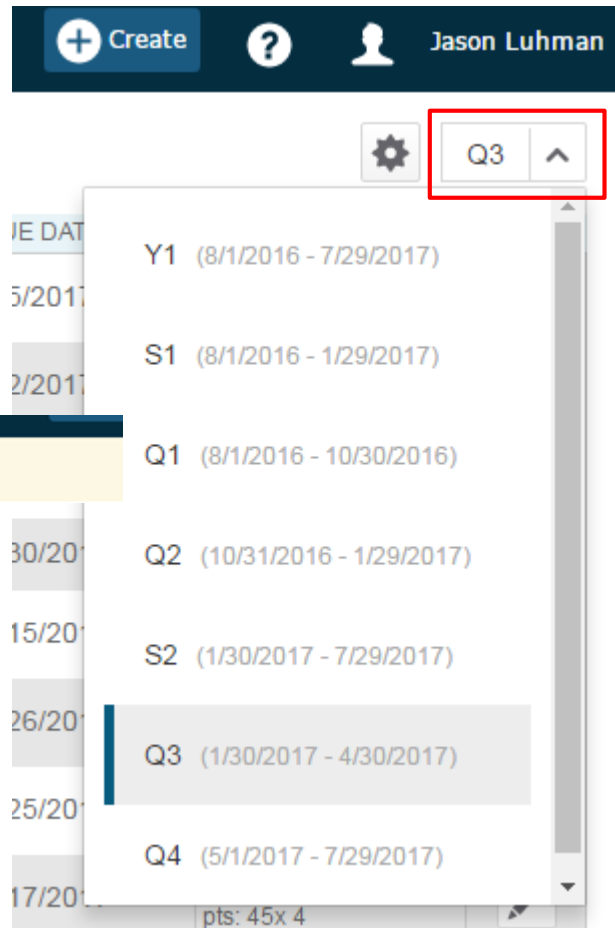
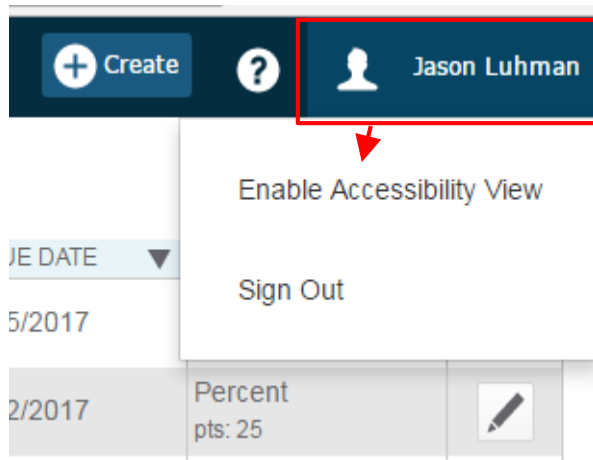
PTPro Views

- **Terms:** Select a reporting term to change the current reporting term that appears in PowerTeacher Pro.
Note: On the Assignments page, All appears as an additional option.

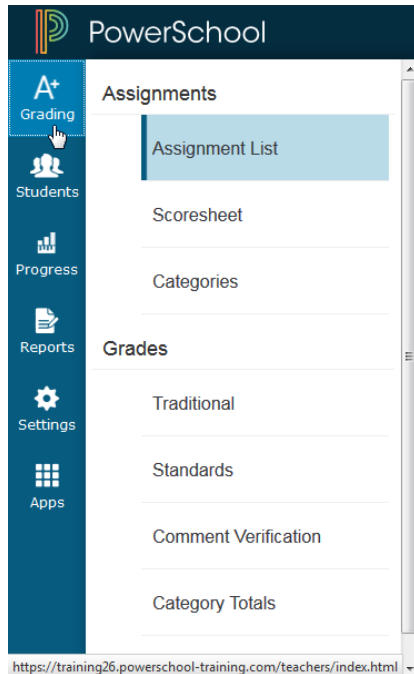



- **Term Complete:**



- **Page Size:** To increase the size of certain pages, click teacher name and select **Accessibility View** on the navigation bar



PTPro Charms - A+ Grading



- **A+ Grading Charm**
- Teachers spend most of their time here.
 - Usually in **Assignments**
 - **Grades** - for end of year reporting (can set up traditional and standard grades)
- **Students Charm**
- **Progress Charm** - Track class progress, standards
- **Reports Charm**
- **Settings Charm**
- **Apps Charm** - link to PTPortal
 - *More on these later...*

PTPro Charms - Settings > Functions



PowerSchool

A+
Grading

Students

Progress

Reports

Settings

Apps

Setup

- Class Descriptions
- Display Settings
- Traditional Grade Calculations
- Standards Grade Calculations

Functions

- Recalculate Final Grades

Recalculate Final Grades

Classes*

Select Classes

1 Class: 1(B) Soc

<input checked="" type="checkbox"/>	1(B) Sociology	16-17	<input checked="" type="checkbox"/>
<input checked="" type="checkbox"/>	Tradition		
<input type="checkbox"/>	Standard		
Other Classes			
	3(A) Sociology	16-17	<input type="checkbox"/>
	4(A) Sociology	16-17	<input type="checkbox"/>

Recalculate

Options for Traditional or Standards
AND which classes you want to recalculate.

- **Using PowerTeacher Pro** [slide 2](#)
- **Accessing the Gradebook 6** [slide 4](#)
 - **Navigating the Gradebook**
- **Viewing and Adding Class Descriptions** [slide 12](#)
- **Setting Up Display Preferences** [slide 15](#)
- **Setting Up Grading Preferences** [slide 17](#)
- **Working with Categories and Assignments** [slide 23](#)

- **Working with Grades** [slide 52](#)
- **Analyzing Performance** [slide 61](#)
- **Running PowerTeacher Pro Reports** [slide 77](#)

PTPro Charms - Settings > Class Descriptions



PowerSchool

- Grading
 - Setup
 - Class Descriptions**
 - Display Settings
 - Traditional Grade Calculations
 - Standards Grade Calculations
- Students
- Progress
- Reports
- Settings
- Apps

Functions

- Recalculate Final Grades

PowerSchool

1(B) Sociology - 16-17

Class Descriptions

▼ 1(B) Sociology

Course Name: Sociology	Term: 16-17
Course Number: SOC3000	Start: 8/1/2016 - Monday
Section Number: 3	End: 7/29/2017 - Saturday
Period / Days: 1(B)	Grade Scale: Default

Description:

- **Description shows in the Parent and Student Public Portal**
 - no character limit
 - can add links via html code
 - HTML button in the future

Activity


Enter a class description.
Show how to navigate to
Quick Lookup to see how it
looks on the parent / student
portal



- **Using PowerTeacher Pro** [slide 2](#)
- **Accessing the Gradebook 6** [slide 4](#)
 - **Navigating the Gradebook**
- **Viewing and Adding Class Descriptions** [slide 12](#)
- **Setting Up Display Preferences** [slide 15](#)
- **Setting Up Grading Preferences** [slide 17](#)
- **Working with Categories and Assignments** [slide 23](#)

- **Working with Grades** [slide 52](#)
- **Analyzing Performance** [slide 61](#)
- **Running PowerTeacher Pro Reports** [slide 77](#)

PTPro Charms - Settings > Display Settings



PowerSchool

- Grading
- Students
- Progress
- Reports
- Settings
- Apps

Determines how Teachers want the course to appear

Display Settings

PowerSchool 1(B) Sociology - 16-17

Display Settings

Class Names

Display and Sorting Period / Day

Traditional Grades

Show Traditional Grades

Values to Show in the Traditional Grade Select Values

Column Grade, Percent, Points

Standards Usage

Show Standards Pages and Links

Custom "create your own Class name" coming SOON!

- Grading
- Students
- Progress
- Reports
- Settings
- Apps

Standards Usage

Show Standards Pages and Links

Show Standards on Assignments

Auto-Calculate Assignment Standards New Assignments Start Unchecked

Scores Initial State

Navigation Links Sort Order Traditional, Standards

Professional Judgment Indicator

Show on Grading : Standards

Show on Students : Standards Progress

Student Names

Display Last, First

Example: Smith, John

Sort Students by Last Name

Add newly enrolled students to the bottom

Hide pre-registered students

- **Using PowerTeacher Pro** [slide 2](#)
- **Accessing the Gradebook 6** [slide 4](#)
 - **Navigating the Gradebook**
- **Viewing and Adding Class Descriptions** [slide 12](#)
- **Setting Up Display Preferences** [slide 15](#)
- **Setting Up Grading Preferences** [slide 17](#)
- **Working with Categories and Assignments** [slide 23](#)


- **Working with Grades** [slide 52](#)
- **Analyzing Performance** [slide 61](#)
- **Running PowerTeacher Pro Reports** [slide 77](#)

Teacher-Level Grading Preferences



- Teachers may configure traditional grade calculations for each section they teach, and may have access to edit Term weights and dropped score preferences.
- Teachers may configure standards grades calculations for each section they teach

Traditional Grade Calculation Settings



For each class, configure traditional grade calculations for each reporting term (permission to edit required from the district or school).

PowerSchool ▶ 1(B) Sociology - 16-17 + Create ? Jason Luhm

Traditional Grade Calculations Expand All Collapse All

- ▶ 4(A) Sociology
- ▶ 3(A) Sociology
- ▼ 1(B) Sociology

REPORTING TERM	FORMULA TYPE	EDIT CALC	EDIT DROPS	ACTIONS
Y1	Term Weighting	✓	✓	
S1	Term Weighting	✓	✓	
Q1	Total Points	✓	✓	
Q2	Total Points		✓	
S2	Term Weighting	✓	✓	
Q3	Total Points	✓	✓	
Q4	Total Points	✓	✓	

How to Edit a Calculation



Y1 Reporting Term for 1(B) Sociology

Formula Drop Low Scores

Calculate Overall Class Grade

Term Weighting Exact Value Earned

Uses the student's calculated percent (Alpha Scales) or numeric value (Numeric Scales) from the reporting term. Example: 95.3% or 3+.

TYPE	ATTRIBUTE	WEIGHT	PERCENT	
Term Weighting	S1	1	50%	-
Term Weighting	S2	1	50%	-

If Standards Type is selected, specific weights for each standard are defined by the administrator at the course level.

Save

PowerTeacher Pro > Settings > Traditional Grade Calculations > Select a Class > Actions

How to Drop Low Scores from Category Assignments



Q3 Reporting Term for 1(B) Sociology

Formula Drop Low Scores

Calculate Overall Class Grade

TYPE	ATTRIBUTE	WEIGHT	PERCENT	
Category Weighting	Classwork	1	100%	-

If Standards Type is selected, specific weights for each standard are defined by the administrator at the course level.

Q3 Reporting Term for 1(B) Sociology

Formula Drop Low Scores

Low Scores Lowest Grade or Percent

Drops the lowest score regardless of assignment weight.

Drop Low Scores


- None
- Drop Lowest Overall
- Drop Lowest by Category

Save

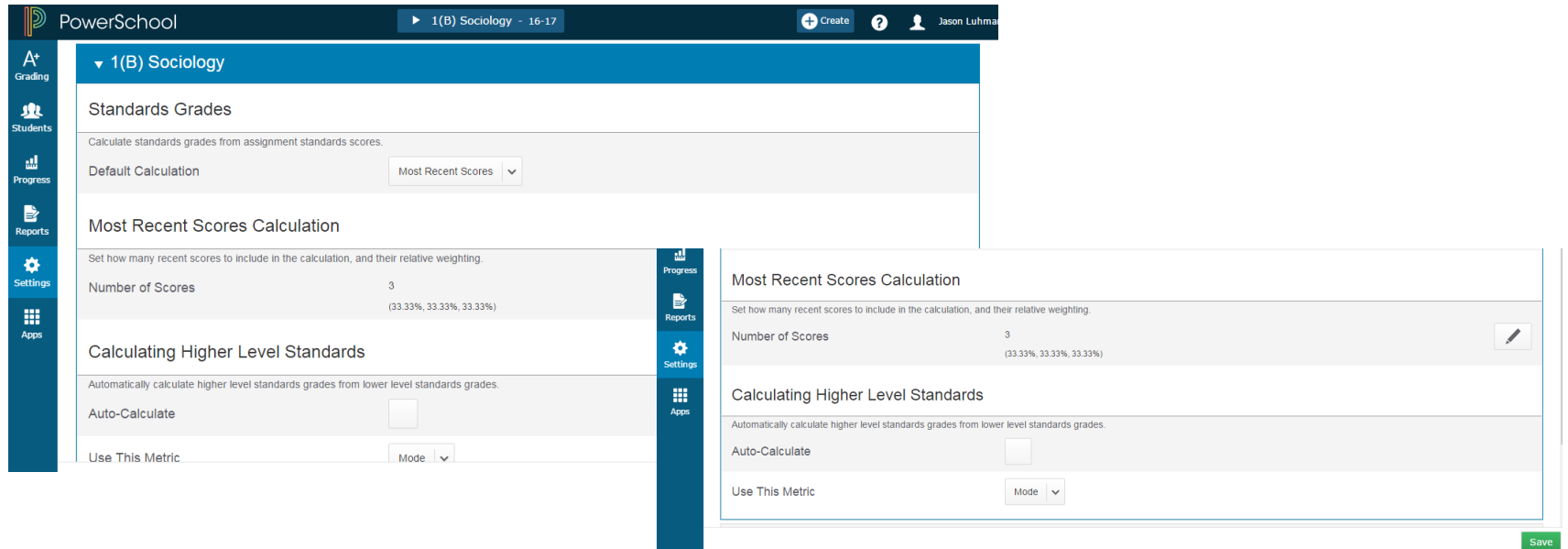
Save

Teachers can drop lowest score **if allowed by district**. Keep in mind Parent Portal grade views - this is best set up at the end of the term after assignment grades are in.

Standards Grade Calculation Settings



For each class, configure standards grades calculations (permission to edit required from the district or school).



The screenshot shows the PowerSchool interface for the class "1(B) Sociology - 16-17". The main content area is titled "Standards Grades" and contains the following settings:

- Default Calculation:** Most Recent Scores
- Most Recent Scores Calculation:** Set how many recent scores to include in the calculation, and their relative weighting. Number of Scores: 3 (33.33%, 33.33%, 33.33%)
- Calculating Higher Level Standards:** Automatically calculate higher level standards grades from lower level standards grades. Auto-Calculate: Use This Metric: Mode

A zoomed-in view of the "Most Recent Scores Calculation" section is shown on the right, highlighting the "Number of Scores" field set to 3 with a weighting of (33.33%, 33.33%, 33.33%) and a "Save" button at the bottom right.

- **Using PowerTeacher Pro** [slide 2](#)
- **Accessing the Gradebook 6** [slide 4](#)
 - Navigating the Gradebook
- **Viewing and Adding Class Descriptions** [slide 12](#)
- **Setting Up Display Preferences** [slide 15](#)
- **Setting Up Grading Preferences** [slide 17](#)
- **Working with Categories and Assignments** [slide 23](#)

- **Working with Grades** [slide 52](#)
- **Analyzing Performance** [slide 61](#)
- **Running PowerTeacher Pro Reports** [slide 77](#)

Creating Categories - Teachers

+ Create

The screenshot shows the PowerTeacher Pro interface. At the top, there is a dark blue header with a play button icon, the text '1(A-B) Pre-Calculus - S2', and a '+ Create' button. Below the header, the main content area is white. On the left, there is a blue sidebar with 'A+ Grading' and 'Students' icons. The main content area displays 'Scoresheet - Q3' and '1(A-B) Pre-Calculus'. Below this, there is a blue bar with 'Class Grade: Q3' and 'Calculation: Total Points'. On the right, there is a dropdown menu with 'Assignment' and 'Category' options. The 'Category' option is highlighted with a red box. A red arrow points from the 'Create' button in the header to the 'Category' option in the dropdown menu.

- Teachers can create categories for assignments - **Open PTPro > click the Create button.**
- District may set this in PowerSchool at LEA level -
District > PowerTeacher Pro Settings > District Categories for Teachers.
Use this page to configure assignment categories in PowerTeacher Pro.

Creating Categories - Category Tab

Create Category

Category | Assignment Defaults | View All

Limit this category to these classes Select Classes

All Classes (16-17)

Name*

Color Blue

Status Active Inactive

Description

- Now have the ability to "inactivate" a category - never delete a category.
- Enter a Description (opt.).

Teachers have the ability to create a Category set as available in one, some, or all of their classes by using this dropdown selection.

If a category name already exists - you'll receive an "in use" message

Category name is in use

Save



Don't save yet - navigate to **Assignment Defaults** tab.

Activity

Have participants try typing 'Test' won't allow a category with the same name be created.

Choose a Color (8 colors to choose from)

Talk about Active and Inactive --- don't want to 'delete' a category - if not going to use it anymore - Inactivate it --- this will 'hide' it.

Enter a description if desired **DON'T SAVE Yet** --- Go to 'Assignment Defaults' Tab (if you save now, you will have to go back to the A+ charm to edit it)



Creating Categories - Assignment Defaults Tab

Create: Daily Classwork ? ×

Category **Assignment Defaults** View All

Score Type Select Score Type ▼

Scoring + Weight Points

Publishing Publish Scores

Count in Final Grade

- ★ Points
- ★ Percent
- ★ Grade Scale
- ★ Collected Only

By Default this is set to POINTS - options under Select Score Type drop down

Assignment Defaults - Points Score Type

Create: Daily Classwork [?] [X]

Category: Assignment Defaults [View All]

Score Type: Points [v]

Scoring: + Extra Points [v] + Weight [v] Score Entry Points [v]

Score Type Legend:

- Points
- Percent
- Grade Scale
- Collected Only

Expanded Scoring Section:

Scoring: Remove Extra Points [v] + Weight [v] Score Entry Points [v]

Extra Points [v] Score Entry Points 0 + Extra [v] = Max Entry [v]

Expanded Score Entry Section:

Score Entry Points [v]

X Weight [v] 1

Total Value [v] 0

Record all scores as points - example 25 out of 25,
8 out of 10, 50 out of 100

Assignment Defaults - Percent Score Type

Create: Test [?] [X]

Category Assignment Defaults View All

Score Type: Percent

Scoring: + Weight

Publish Assignment: Immediately

Publish Scores:

Count in Final Grade:

Score Type Legend:

- Points
- Percent
- Grade Scale
- Collected Only

Scoring: Remove Weight

Points	<input type="text"/>
X Weight	<input type="text" value="1"/>
Total Value	<input type="text" value="0"/>

Record all scores as percentage values - example 100, 80, 50

Assignment Defaults - Grade Scale Score Type

Create: Daily Classwork

Category: Assignment Defaults View All

Score Type: Grade Scale

Scoring: + Weight Points

Publishing: Publish Scores

Count in Final Grade:

Score Type Legend:

- Points
- Percent
- Grade Scale
- Collected Only

Expanded Scoring Section:

Scoring: Remove Weight

Points	<input type="text"/>
X Weight	<input type="text" value="1"/>
Total Value	<input type="text" value="0"/>

This option is not generally used in North Carolina.

Assignment Defaults - Collected Only Score Type




















The screenshot shows the 'Create: Daily Classwork' interface. At the top, there is a dark blue header with the text 'Create: Daily Classwork', a question mark icon, and a close icon. Below the header, there are three tabs: 'Category', 'Assignment Defaults', and 'View All'. The 'Assignment Defaults' tab is active. Underneath, there is a 'Score Type' dropdown menu currently set to 'Collected Only'. Below that is a 'Publishing' section with a 'Publish Scores' button. To the right of the interface is a legend for score types, enclosed in a rounded rectangle. The legend lists four options, each with a star icon: 'Points' (yellow star), 'Percent' (yellow star), 'Grade Scale' (yellow star), and 'Collected Only' (red star). A red arrow points from the 'Collected Only' option in the legend to the 'Collected Only' dropdown menu in the interface.

Record all scores using the collected score indicator. This type has no score value and therefore does not count toward the final grade.

Create Category - View All Tab

Create: Daily Classwork



Category	Assignment Defaults	View All	
COLOR	NAME	CLASSES USING	STATUS
	Test	 All Classes (16-17)	
	Group Project	 All Classes (16-17)	
	Project	 All Classes (16-17)	
	Classwork	 All Classes (16-17)	
	Quiz	 All Classes (16-17)	
	Homework	All Classes (16-17)	
	Daily	4 Classes: 1(A-B) Pre-Calculus, Geometry [2(A-B), 3(A-B)], 4(A-B) AP Calculus (Less)	


Save

The School House icon is an indicator that the category has been created at the district.

If your district has pushed categories to the school, they are probably being used in grading calculations.

Do not delete or inactivate a district category.

Showing Inactive Categories



- A+ Grading**
- Students
- Progress
- Categories

- A+ Grading**
- Students
- Progress
- Reports
- Settings

Categories


Show Inactive

ORDER	COLOR	CATEGORY NAME	CLASSES USING	ACTIVE	EDIT
		Test	All Classes (16-17)		
		Group Project	All Classes (16-17)		
		Project	All Classes (16-17)		
		Classwork	All Classes (16-17)		
		Quiz	All Classes (16-17)		
		Homework	All Classes (16-17)		
		Daily	4 Classes: 1(A-B) Pre-Calculus, Geometry [2(A-B), 3(A-B)] (More)		

Legend

Icons District created category

Editing Categories



1(A-B) Pre-Calculus - S2

Create ? User

A+ Grading

Students Progress Reports Settings Apps

Categories


Show Inactive

ORDER	COLOR	CATEGORY NAME	CLASSES USING	ACTIVE	EDIT
▲ ▼	Red	Test	All Classes (16-17)	✓	✎
▲ ▼	Green	Group Project	All Classes (16-17)	✓	✎
▲ ▼	Purple	Project	All Classes (16-17)	✓	✎
▲ ▼	Blue	Classwork	All Classes (16-17)	✓	✎
▲ ▼	Brown	Quiz	All Classes (16-17)	✓	✎
▲ ▼	Light Blue	Homework	All Classes (16-17)	✓	✎
▲ ▼	Purple	Daily	4 Classes: 1(A-B) Pre-Calculus, Geometry [2(A-B), 3(A-B)] (More)	✓	✎
▲ ▼	Blue	Hwk	All Classes (16-17)	✓	✎
▲ ▼	Purple	Hwk - Donot use	All Classes (16-17)	✓	✎
▲ ▼	Green	Hwk ----Donotuse	All Classes (16-17)	✓	✎
▲ ▼	Purple	Hwk-Do not use	All Classes (16-17)	✓	✎
▲ ▼	Grey	Hwk--DontUSE	All Classes (16-17)	✓	✎
▲ ▼	Grey	Hwk ---DNuse	All Classes (16-17)	✓	✎


Click the up or down triangles to move the categories in the order you wish to see them

When editing a District made category - the color, name, and description can NOT be changed - but the scoring options settings can

Deleting Categories



Inactivate Categories



Edit: Homework [?] [x]

Category | Assignment Defaults | View All

Limit this category to these classes [Select Classes v]

All Classes (16-17)

Name* Homework

Color Blue [v]

Status Active Inactive

Description Work to complete at Home

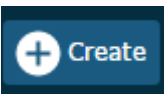
[Delete] [Save]

Click the pencil to Edit the category - Set the bullet on **Inactive**

- Submit



Create an Assignment



Create: Vocabulary #1



Assignment

Students

Standards

Publish

Classes

Select Classes



1 Class: 1(A-B) Spanish 2

Assignment Name*

Vocabulary #1

Category *

Classwork



Score Type

Points



Score

+ Extra Points

+ Weight

Score Entry Points*

10

Count in Final Grade



Due Date*

Wednesday

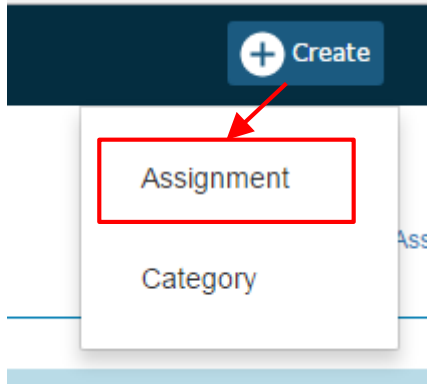
5/31/2017



Description

Save

Save and Close



Create an Assignment - Standards Tab

Create: Color in the Lines [?] x

Assignment | Students | **Standards** | Publish

Classes
1 Class: 1(A) Homeroom

Show Selected Standards | Add/Edit Standards

Auto-Calculate Assignment Standards Scores

No standards have been selected.

Save | Save and Close

Create: Vocabulary #1 [?] x

Assignment | Students | **Standards** | Publish

Classes
3 Classes: **Sociology** [1(B), 3(A), 4(A)] (More)

Show Selected Standards | Add/Edit Standards

FILTER [x]

9-10.LIT - Literacy in History/Social Studies/Science/Technical Subjects	<input type="checkbox"/>
9-10.RH.01 - Cite textual evidence to support analysis of primary and secondary sources	<input type="checkbox"/>
9-10.RH.02 - Determine the central ideas or information of a primary or secondary source	<input type="checkbox"/>
9-10.RH.03 - Analyze in detail a series of events described in a text	<input type="checkbox"/>
9-10.RH.04 - Determine the meaning of words and phrases as they are used in a text	<input type="checkbox"/>
9-10.RH.05 - Analyze how a text uses structure to emphasize key points	<input type="checkbox"/>

Save

Create an Assignment - Students Tab

Create: Vocabulary #1





Assignment **Students** Standards Publish

Classes
3 Classes: Sociology [1(B), 3(A), 4(A)] [\(More\)](#)

Show Selected Students Add/Remove Students

The assignment applies to all students.

FILTER x

 Allen, Victor	4(A) Sociology	<input checked="" type="checkbox"/>
 Anderson, Sheila	1(B) Sociology	<input checked="" type="checkbox"/>
 Auclair, Hattie	3(A) Sociology	<input checked="" type="checkbox"/>
 Avery, Kylee	1(B) Sociology	<input checked="" type="checkbox"/>

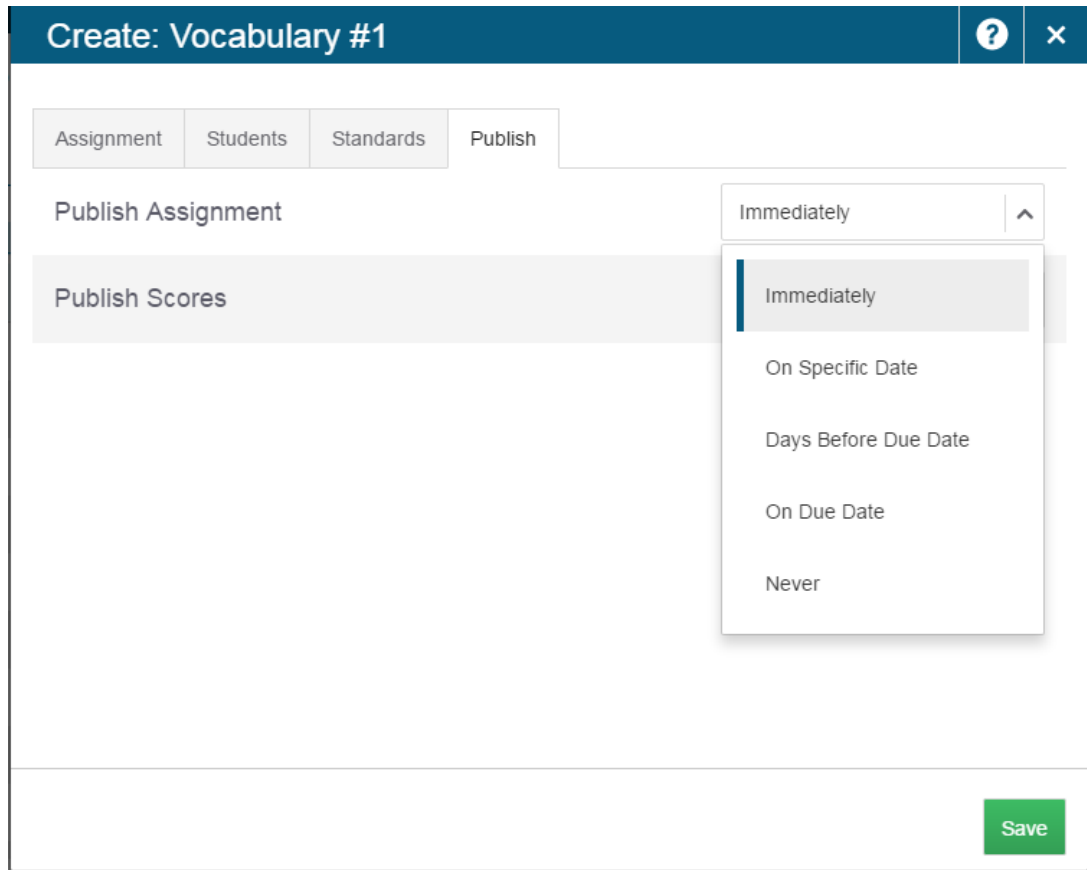
Save

Only students with checked boxes will see the assignment.

Create an Assignment - Publish Tab


Select the Publish tab to set when the assignment will be shared with parents and students on the PowerSchool Student and Parent portal.

Use the Publish Assignments menu to choose when the assignments will be published. Select the Publish Scores checkbox to share the assignment score.




The screenshot shows a web interface for creating an assignment titled "Create: Vocabulary #1". At the top, there is a dark blue header with the title and a question mark icon. Below the header, there are four tabs: "Assignment", "Students", "Standards", and "Publish", with "Publish" being the active tab. The main content area is divided into two sections: "Publish Assignment" and "Publish Scores". The "Publish Assignment" section has a dropdown menu currently open, showing five options: "Immediately" (selected), "On Specific Date", "Days Before Due Date", "On Due Date", and "Never". The "Publish Scores" section has a checkbox that is currently unchecked. At the bottom right of the interface, there is a green "Save" button.

Activity - Create one or more Assignments



- Select Create and then choose Assignment.
- Select the classes for this assignment
- Choose/enter assignment information.
- Select the score type for this assignment.
- To include the assignment in final grade calculations, verify that Count in Final Grade is selected.
- Choose a due date for the assignment.
 - If multiple classes have been selected, use the +Per Class button to define different due dates for each class, if needed.
- Description can include detailed information about the category.
 - use plain text, HTML, or a combination of both.
- Select the Students tab to choose only specific students for which this assignment applies, if applicable.
- Select the Standards tab to choose standards to apply to the assignment and whether or not they count in standards grades.
- Select the Publish tab to set when the assignment will be shared with parents and students on the PowerSchool Student and Parent portal.
- Use the Publish Assignments menu to choose when the assignments will be published.
- Select the Publish Scores checkbox to share the assignment score.
- Select Save when finished.

Working with Assignments



- Lists assignments in chosen term
- Shows Category and link to assignment

PowerSchool 1(B) Sociology - 16-17

Create ? Jason Luhman

Assignments

Filter

1-8 of 8 items

CATEGORY	ASSIGNMENTS	SCORED	DUE DATE	SCORE TYPE	EDIT
Grou	1. Reading Logs 5	19 / 19 ✓	4/5/2017	Points pts: 20	
Proj	2. Homework 9-16	19 / 19 ✓	4/2/2017	Percent pts: 25	
Proj	3. Ch 7 Activity	17 / 19	3/31/2017	Points pts: 100	
Quiz	4. Reading Log Week 11	17 / 19	3/30/2017	Collected Only	
Test	5. Snowman Art Problem	19 / 19 ✓	3/15/2017	Grade Scale pts: 90x 2	
Test	6. Short I, Pg 5	19 / 19 ✓	2/26/2017	Points pts: 95x 5	
Home	7. Ch 7 Outline	18 / 19	2/25/2017	Points pts: 20	
Proj	8. L. 8-3	19 / 19 ✓	2/17/2017	Points pts: 45x 4	

Rows/Page 17

Hide Filter

Assignments

- Assignment List
- Scoresheet

Categories

- Sort columns by clicking on the column titles
- Checked means all students have submitted the assignment



Assignment List

PowerSchool

A+ Grading

Assignments

Filter

1-8 of 8 items

CATEGORY	ASSIGNMENTS
Grou	1. Reading Logs 5
Proj	2. Homework 9-16
Proj	3. Ch 7 Activity

PowerSchool

1 (B) Sociology - 16-17

A+ Grading

Proj Ch 7 Activity

Filter

19 of 19 items


Assignment: Ch 7 Activity
Score Type: Points (100)


STUDENTS (19)	SCORE (3/31/2017)	Flag or Icon	Description
8. Mabus, Elizabeth	60		Indicates that the standard grade is auto-calculated from the lower-level standards scores
7. Lyon, Jessica	63		Indicates that the assignment score is used to auto-calculate the scores for the standards aligned to the assignment
19. Zacharia, Ben	63		
13. Smith, Taylor	67		
14. Sorensen, Derek	67		
17. Vesledahl, Garret	67		
4. Hanson, Joel	70		
3. Bartlett, Jared	80		

STUDENTS (25)	SCORE (7/24/2017)	PS.MAT1.5	PS.MAT1.6	PS.MAT1.7
1. BIRD, Merlin	62	2+	2+	2+
2. BOWERS, Hernandez	50	1+	1+	1+
3. BRYAN, Linda	55	2	2	2
4. BURGESS, Hernandez	65	3	3	3
5. CARR, Ortiz	53	2	2	2
6. CARTER, Gena	68	3+	3+	3+
7. CRANE, Gray	60	2+	2+	2+
8. CUMMINGS, Stephens	68	3+	3+	3+
9. FINLEY, Holmes	65	3	3	3
10. GARDNER, Linda	✓			
11. GRAY, Robertson	68	3+	3+	3+
12. HARRINGTON, Gena	65	3	3	3
13. JEFFERSON, Nico	53	2	2	2
14. KAISER, Fred	65	3	3	3
15. MARKS, Robertson	58	2+	2+	2+

- Can click on hyperlinked names
- Push Notification (auto-calculate) on score to or from Standards
- Columns can be sorted

Duplicate an Assignment



CATEGORY	ASSIGNMENTS	SCORED	DUE DATE	SCORE TYPE	EDIT
Clas	1. Tying Shoes	0 / 25	4/20/2017	Points pts: 10	

Select the Edit icon next to the assignment name on the Assignments Lists page.

Select Duplicate. The Assignment Name is automatically highlighted, and is appended with a number.

Edit the assignments details and click Save. You can immediately begin scoring the new assignment by selecting Score Assignment at the top of the screen.

Edit: Tying Shoes

Assignment | Students | Standards | Publish

Classes: 1 Class: 1(A) Homeroom

Assignment Name*: Tying Shoes

Category*: Classwork

Score Type: Points

Score: + Extra Points + Weight Score Entry Points*: 10

Count in Final Grade:

Due Date*: Thursday 4/20/2017

Description: Mastering Shoe Tying

Buttons: Delete Duplicate Save Save and Close

Copying an Assignment

2(A) Foundations of NC Math 1 - S1

Create

Assignments

F1

⚠️ F1 is already completed.

CATEGORY	ASSIGNMENTS	SCORED	DUE DATE	POINTS	EDIT
Home	1. Stained Glass Linear Project Ex Cr	12 / 29	12/22/16		
Home	2. Homework Check 1216	29 / 29 ✓	12/18/16		
Test	3. Linear Regression Systems Test	29 / 29 ✓	12/18/2016	Points pts: 100	
Quiz	4. Systems Quiz	29 / 29 ✓	12/14/2016	Points pts: 100	
Quiz	5. Linear Regression Quiz	29 / 29 ✓	12/9/2016	Points pts: 100	
Home	6. Socratic Quiz - Scatter Plots	29 / 29 ✓	12/6/2016	Points pts: 100	
Home	7. Journey Home - Interpreting	20 / 20 ✓	12/1/2016	Points	

Copying an Assignment

Copy Assignments

F1 is already completed.

From

Term: 2016-2017 (16-17) [v]

Class: 1(A) Foundations of NC Math 1 S1 [v]

To

Term: Semester 2 (16-17) [v]

Classes*: Select Classes [v]

3 Classes: NC Math 1 [1(A), 2(A), 3(A)] (More)

Copy Options

Due Dates: Relational [v]

Proportional Due Dates Relative to Selected Term

Choose the Assignments

	CATEGORY	ASSIGNMENTS	DUE DATE	SCORE TYPE
<input type="checkbox"/>	Home	1. Stained Glass Linear Project Ex Cr	12/22/2016	Points pts: 100
<input type="checkbox"/>	Home	2. Homework Check 1216	12/18/2016	Points pts: 100
<input type="checkbox"/>	Test	3. Linear Regression Systems Test	12/18/2016	Points pts: 100
<input checked="" type="checkbox"/>	Quiz	4. Systems Quiz	12/14/2016	Points
<input checked="" type="checkbox"/>	Quiz	5. Linear Regression Quiz	12/9/2016	Points

Copy Assignments

Select the term and class **from** where you want to copy the assignment(s).

Select the term and class(es) where you want the assignment(s) copied **to**.

Choose how the **due dates** of the newly copied assignments should be created.


Exact - uses same date as existing assignment

Relational - creates a date the same number of days from the existing assignment term in the next term. (Ex: existing assignment created 10 days from beginning of the term -- system will calculate a date 10 days from the new assignment term)

Custom - pick a due date from the calendar icon

Check the boxes of one or more assignments that you want copied.

Assignment : Scoresheet



A+
Grading

Students

Progress

Reports

Settings

Apps

Assignments

Assignment List

Scoresheet

Categories

Grades

Traditional

Standards

Comment Verification

Category Totals

All Reporting Terms

Score Sheet

A+ Grading

PowerSchool

1(B) Sociology - 16-17

Create



Jason Luhman

A+ Grading

Scoresheet - Q3



Q3



Show Assignments from Most Recent

Students

1(B) Sociology

Calculated final grade

Class Grade: Q3

Calculation: Category Weighting

Show More

Grade Scale Type: (A - I)

Grade: B- | 81.4% | --

Progress

Reports

Settings

Apps

STUDENTS (19)	COURSE GRADE		L. 8-3 (2/17/2017)	Ch 7 Outline (2/25/2017)	Short I, Pg 5 (2/26/2017)	Snowman Art P... (3/15/2017)	Reading Log W... (3/30/2017)	Ch 7 Activity (3/31/2017)	Homework 9-16 (4/2/2017)	Reading Logs 5 (4/5/2017)
1. Anderson, Sheila	B- 81.4% --		37	14	76	B-	✓	✗	87	16
2. Avery, Kylee	B 85.48% --		37	19	83	A-	✓		87	18
3. Bartlett, Jared	B+ 88% --		37	17	91	B+	✓		96	17
4. Hanson, Joel	D- 61.93% --		27	12	57	✗	✓		67	12
5. Holt, Gayle	C 74.78% --		35	17	69	C	✓	⚠	70	15
6. Lloyd, Bridget	B 84.48% --		36	17	83	B-	✓		96	18
7. Lyon, Jessica	D+ 67.04% --		30	✗	64	C-	✓		73	15
8. Mabus, Elizabeth	C 73.82% --		35	13	73	C+			63	15
9. Meredith, Cade	B+ 89.23% --		41	17	83	B-	⚠		96	17

Score Assignments

Scoresheet - Q3

2(A-B) Geometry

Show Assignments from Most Recent

Class Grade: Q3	Calculation: Category Weighting	Show More
Grade Scale Type: (A - I)	Grade: C- R 68.12% --	

STUDENTS (16)	GRADE	Lesson 5.3 (2/10/2017)	Comic Strip On... (2/19/2017)	Participation 9 (2/22/2017)	Worksheet 8:2 (2/28/2017)	Conjunctions P... (3/1/2017)	Week 30 (3/8/2017)
1. Anderson, Cameron	B 83.02%	✓	60	✓	83	70	17
2. Avery, Kylee	B 85.42%	✓	60	✓	83	96	✓
3. Bartlett, Jared	A- 91.02%	⚠	72	✓	91	96	19
4. Cervantes, Drew	C 73.29%	✓	53	✓	73	63	12
5. Cervantes, Drew	B- 81.57%	✓	53	✓	67	70	✓
6. Hernandez, Emma	B+ 87.65%	✓	60	✓	91	87	17
7. Hernandez, Emma	C- 68.12%	✓	55	✓	79	73	15
8. Johnson, Emma	B-	✓	60	✓	60	70	15

Manual
override
triangle

Hendrickson, Daniel

Course Grade - Grade

C-

68.12 %

Calculated : D+ : 68.12%

A	B	C	-
D	F	P	+

Codes

Enter

Incomplete

Exempt

Assignments Flags

PowerSchool

Grading: A+ Class: Vocabulary #1



Filter









19 of 19 items

Assignment: Vocabulary #1

Score Type: Points (10) Score: -- | --

STUDENTS (19)	SCORE (4/10/2017)
1. Anderson, Sheila	
2. Avery, Kylee	
3. Bartlett, Jared	
4. Hanson, Joel	

Flag or Icon	Description
	Indicates that an assignment was collected
	Indicates that an assignment is late

Flag or Icon	Description
	Indicates that an assignment is missing
	Indicates that an assignment is exempt
	Indicates that an assignment wasn't completed due to the student being absent
	Indicates that an assignment is incomplete
	Indicates that a comment was added
	Indicates that evidence exists for mastery that may differ from a student's calculated standard score
	Indicates that the standard grade is auto-calculated from the lower-level standards scores
	Indicates that the assignment score is used to auto-calculate the scores for the standards aligned to the assignment

Create ? Jason Luhman

Apply







More

Max Entry: 10

7	8	9
4	5	6 Codes
1	2	3 Enter
0	.	

Fill Fill

Save

		
Missing	Collected	Late
		
Incomplete	Exempt	Absent

Fill Grades, Scores or Comments

Clas Vocabulary #1



Filter Clear Apply

19 of 19 items

Assignment: Vocabulary #1

Edit Assignment Show More

Score Type: Points (10)

Score: -- | -- | --/10

Due: 4/10/2017

STUDENTS (19)	SCORE (4/10/2017)
2. Avery, Kylee	5
3. Bartlett, Jared	10
1. Anderson, Sheila	✓
4. Hanson, Joel	✗
5. Holt, Gayle	
6. Lloyd, Bridget	
7. Lyon, Jessica	

Missing Collected Late Fill

Incomplete Exempt Absent Fill

Max Entry: 10

7 8 9

4 5 6 Codes

1 2 3 Enter

Scores, Flags, and Comments

Comments Only

Save

Approximately 3990 Characters Left

Scoresheet Comments and Smart Text Fill

The screenshot displays the PowerSchool interface for a Scoresheet. The top navigation bar includes the PowerSchool logo, the course '1(A) Homeroom - 16-17', and user information for Geneveve Grant. The main content area shows the 'Scoresheet - Q3 1(A) Homeroom' for the assignment 'Tying Shoes'. A table lists 25 students with their grades and scores. A dialog box titled 'Names and Pronouns' is open, asking if smart text should be applied to a comment. The 'Comments' sidebar on the right shows a 'Comment Bank' button. A gear icon in the bottom-left corner of the table is circled in red.

STUDENTS (25)	GRADE	P. 12 2-10 (2/13/2017)	TYING SHO... (4/20/2017)
1. BOYER, Flaten	--	10	
2. BURCH, Rochelle	--	10	
3. CARDENAS, Myers	--	10	
4. DELGADO, Phil	--	10	
5. FISHER, Hamilton	--	10	
6. GARDNER, Gibson	--	10	
7. GOODWIN, Young	--	10	
8. HAYDEN, Isabella	--	10	

Names and Pronouns

This comment contains student names or pronouns. Do you want to apply **smart text** to each student?

<first name> completes assignments well

Use Original Text Use Smart Text

100 Characters Left


Save

Gear in lower left of Grade means a standard grade was manually overridden

- **Using PowerTeacher Pro** [slide 2](#)
- **Accessing the Gradebook 6** [slide 4](#)
 - **Navigating the Gradebook**
- **Viewing and Adding Class Descriptions** [slide 12](#)
- **Setting Up Display Preferences** [slide 15](#)
- **Setting Up Grading Preferences** [slide 17](#)
- **Working with Categories and Assignments** [slide 23](#)

- **Working with Grades** [slide 52](#)
- **Analyzing Performance** [slide 61](#)
- **Running PowerTeacher Pro Reports** [slide 77](#)

A+ Grading > Grades: Traditional




Class Grade: Q3 Calculation: Category Weighting [Show More](#)
 Grade Scale Type: (A - I) Grade: B- | 80.9% | --

STUDENT (19)	Q3		ATTENDANCE		ASSIGNMENTS			
			ABSENCES	TARDIES	MISSING	LATE	INCOMPLETE	
1. Anderson, Sheila	B-	80.9%	--	--	--	1	--	
2. Avery, Kylee	C	73.42%	--	--	--	--	1	
3. Bartlett, Jared	F	58.44%	--	--	--	--	--	
4. Hanson, Joel	F	57.82%	--	--	--	--	--	
5. Holt, Gayle	D	66.23%	--	--	1	1	1	
6. Lloyd, Bridget	C-	72.75%	--	--	--	--	1	
7. Lyon, Jessica	D-	61.22%	--	--	--	--	--	
8. Mabus, Elizabeth	C-	70%	--	--	--	--	--	
9. Meredith, Cade	C	75.87%	--	1	1	--	--	

Save

A+ Grading > Grades: Standards



PowerSchool ▶ 1(B) Sociology - 16-17 + Create

A+ Grading **Grades: Standards - Q3** ▾

1(B) Sociology

Class Grade: Q3 Calculation: Category Weighting

Grade Scale Type: (A - I) Grade: B- | 80.9% | --

STUDENT (19)	Q3	9-10.LIT	9-10.RH	9-10.RH.01	9-10.RH.02	9-10.RH.03	9-10.RH.04
1. Anderson, Sheila	B- 80.9% --			E			
2. Avery, Kylee	C 73.42% --			E			
3. Bartlett, Jared	F 58.44% --			E			
4. Hanson, Joel	F 57.82% --			M			
5. Holt, Gayle	D 66.23% --			M			
6. Lloyd, Bridget	C- 72.75% --			E			
7. Lyon, Jessica	D- 61.22% --			M			
8. Mabus, Elizabeth	C- 70% --			M			
9. Meredith, Cade	C 75.87% --			E			

Review Flags, Tags and Icons

A+ Grading

Scoresheet - Q3



Q3

Students

1(B) Sociology

Show Assignments from Most Recent

Progress

Class Grade: Q3 Calculation: Category Weighting Show More

Grade Scale Type: (A - I) Grade: B- | 80.9% | --

Reports

Settings

Apps

STUDENTS (19)	COURSE GRADE		L. 8-3 (2/17/2017)	Ch 7 Outline (2/25/2017)	Short I, Pg 5 (2/26/2017)	Snowman Art P... (3/15/2017)	Reading Log W... (3/30/2017)	Ch 7 Activity (3/31/2017)	Homework 9-16 (4/2/2017)	Reading Logs 5 (4/5/2017)
1. Anderson, Sheila	B-	80.9% --	37	14	76	B-	✓	✎	87	16
2. Avery, Kylee	C	73.42% --	37	19	83	A-	✓		87	18
3. Bartlett, Jared	F	58.44% --	37	17	91	B+	✓		96	17
4. Hanson, Joel	F	57.82% --	27	12	57	✎	✓		67	12
5. Holt, Gayle	D	66.23% --	35	17	69	C	✓	⚠	70	15
6. Lloyd, Bridget	C-	72.75% --	36	17	83	B-	✓	⚠	87	18
7. Lyon, Jessica	D-	61.22% --	30	✎	64	C-	✓		63	15
8. Mabus, Elizabeth	D	65.71% --	35	13	73	C+			60	15
9. Meredith, Cade	C	75.87% --	41	17	83	B-	⚠		96	17

Changed Grade Tag

PowerSchool 1(B) Sociology - 16-17

Jason Luhman

Scoresheet - Q3

1(B) Sociology

Class Grade: Q3 Calculation: Category Weighting Show More

Grade Scale Type: (A - I) Grade: C- | 70% | --

STUDENTS (19)	COURSE GRADE		L. 8-3 (2/17/2017)	Ch 7 Outline (2/25/2017)	Short I, Pg 5 (2/26/2017)	Snowman Art P... (3/15/2017)	Reading Log W... (3/30/2017)	Ch 7 (3/3
1. Anderson, Sheila	B-	80.9% --	37	14	76	B-	✓	
2. Avery, Kylee	C	73.42% --	37	19	83	A-	✓	
3. Bartlett, Jared	F	58.44% --	37	17	91	B+	✓	
4. Hanson, Joel	F	57.82% --	27	12	57		✓	
5. Holt, Gayle	D	66.23% --	35	17	69	C	✓	
6. Lloyd, Bridget	C-	72.75% --	36	17	83	B-	✓	
7. Lyon, Jessica	D	61.22% --	30		64	C-	✓	
8. Mabus, Elizabeth	C-	70% --	35	13	73	C+		
9. Meredith, Cade	C	75.87% --	41	17	83	B-		

Save

Mabus, Elizabeth

Course Grade - Grade

C-

70 %

Calculated : D : 65.71%

A B C -

D F P +

I Codes

Enter

Incomplete Exempt

Working with Final Grades

Grades: Category Totals - Q3 ▼

1(A) U.S. History

Class Grade: Q3		Calculation: Total Points						
Grade Scale Type: (A - I)		Grade: C+ 78% 125 / 170						
2. Brito, Jordan	F 41.18%	--	--	F 46.67%	--	--	F 0%	
3. Bushman, Joshua	C 73.53%	--	--	C- 70%	--	--	A 100%	
4. Emch, Felicia	F 30.59%	--	--	F 26.67%	--	--	D- 60%	
5. Gilbert, Isaac	F 32.35%	--	--	F 33.33%	--	--	F 25%	
6. Hazelgren, Amanda	D+ 67.65%	--	--	C 73.33%	--	--	F 25%	
7. Kakac, Brittney	C+ 78%	--	--	C- 70%	--	--	A 100%	
8. Kern, Jennifer	C+ 78%	--	--	C 73.33%	--	--	F 25%	
9. Leftbear, Joseph	C+ 78%	--	--	C 73.33%	--	--	A 100%	

✕
📊
💬

⬆️
Kakac, Brittney
⬇️

⬅️
Q3 - Grade
➡️

C+
✕
↺

78
%
✎
↻

Calculated : C : 73.53%

A

B

C

-

D

F


P

+

I

Codes

Navigation under Quick Menu



PowerSchool | 1(B) Sociology - 16-17 | Create ?

A+ Grading

Grades: Comment Verification - Q3

Areas

- Traditional
- Standards
- Comment Verification**
- Category Totals
- All Reporting Terms

Student	Grade	Percentage	Notes
5. Holt, Gayle	D	66.23%	--
6. Lloyd, Bridget	C-	72.75%	--
7. Lyon, Jessica	D-	61.22%	--
8. Mabus, Elizabeth	C-	70%	needs to improve
9. Meredith, Cade	C	75.87%	--

PowerSchool | 1(B) Sociology - 16-17 | Create ?

A+ Grading

Grades: Comment Verification - Q3


1(B) Sociology

Class Grade: Q3 | Calculation: Grade: B- | 80.9% | --

Grade Scale Type: (A - I)

STUDENT (19)	Q3	COMMENT
1. Anderson, Sheila	B- 80.9% --	Keep working hard Sheila!
2. Avery, Kylee	C 73.42% --	
3. Bartlett, Jared	F 58.44% --	
4. Hanson, Joel	F 57.82% --	
5. Holt, Gayle	D 66.23% --	
6. Lloyd, Bridget	C- 72.75% --	
7. Lyon, Jessica	D- 61.22% --	
8. Mabus, Elizabeth	C- 70% --	needs to improve
9. Meredith, Cade	C 75.87% --	

A+ Grading > Grades: Category Totals



- A+ Grading
- Students
- Progress
- Reports
- Settings
- Apps

Grades: Category Totals - Q3 ▼

⚙️ Q3 ▼

1(B) Sociology

Show All Categories

Class Grade: Q3		Calculation: Category Weighting										Show More
Grade Scale Type: (A - I)		Grade: B- 80.9% --										
STUDENT (19)	Q3	Classwork		Project		Test		Quiz	Group Project			
1. Anderson, Sheila	B- 80.9% --	--		B-	81.79% 171.75/210	B-	80% 524/655	--	B-	80% 16/20		
2. Avery, Kylee	C 73.42% --	F	50% 5/10	B-	82.18% 254.75/310	B+	88.09% 577/655	--	A-	90% 18/20		
3. Bartlett, Jared	F 58.44% --	F	0% 0/10	B-	81.94% 254/310	A-	93.37% 611.6/655	--	B	85% 17/20		
4. Hanson, Joel	F 57.82% --	F	50% 5/10	D	63.47% 196.75/310	D-	60% 285/475	--	D-	60% 12/20		
5. Holt, Gayle	D 66.23% --	F	50% 5/10	C	75.95% 159.5/210	C-	72.73% 476.4/655	--	C	75% 15/20		
6. Lloyd, Bridget	C- 72.75% --	F	50% 5/10	B-	82.9% 257/310	B	85.34% 559/655	--	A-	90% 18/20		
7. Lyon, Jessica	D- 61.22% --	F	50% 5/10	D	65.56% 203.25/310	D+	68.09% 446/655	--	C	75% 15/20		
8. Mabus, Elizabeth	C- 70% --	F	50% 5/10	C-	70.24% 217.75/310	C	76.89% 503.6/655	--	C	75% 15/20		
9. Meredith, Cade	C 75.87% --	F	50% 5/10	A-	92.26% 286/310	B	85.34% 559/655	--	B	85% 17/20		

A+ Grading > Grades: Reporting Terms

PowerSchool ▶ 1(B) Sociology - 16-17 + Create ? Jason Luhman

A+ Grading **Grades: All Reporting Terms - Q3** ⌵ ⚙️ Q3 ⌵

Students **1(B) Sociology**

Progress **Class Grade: Q1** **Calculation: Total Points** Show More

Reports **Grade Scale Type: (A - I)** **Grade: C+ | 77.14% | 864 / 1120**

STUDENT (19)	Q1		Q2		S1		Q3		Q4		S2	
1. Anderson, Sheila	C+	77.14% 864/1120	C	75.74% 689.25/910	C	76.44% --	B-	80.9% --	B	83% --	B-	81.95% --
2. Avery, Kylee	B	85.92% 1048.25/1220	B	85.42% 777.35/910	B	85.67% --	C	73.42% --	A	100% --	B	86.71% --
3. Bartlett, Jared	B	85.29% 972.35/1140	B	85.39% 853.9/1000	B	85.34% --	F	58.44% --	B	83% --	C-	70.72% --
4. Hanson, Joel	D+	68.38% 810.25/1185	D	64.34% 643.35/1000	D	66.36% --	F	57.82% --	A	100% --	C+	78.91% --
5. Holt, Gayle	C	75.94% 941.6/1240	B-	81.56% 815.55/1000	C+	78.75% --	D	66.23% --	B	83% --	C	74.62% --
6. Lloyd, Bridget	A-	90.16% 1072.85/1190	B	86.59% 857.2/990	B+	88.38% --	C-	72.75% --	A	100% --	B	86.38% --
7. Lyon, Jessica	D+	68.4% 848.2/1240	D	64.77% 647.7/1000	D	66.59% --	D-	61.22% --	A	100% --	B-	80.61% --
8. Mabus, Elizabeth	D	66.13% 783.65/1185	C	73.82% 738.2/1000	D+	69.98% --	C-	70% --	A	100% --	B	85% --
9. Meredith, Cade	B	86.89% 973.2/1120	B	83.37% 833.7/1000	B	85.13% --	C	75.87% --	A	100% --	B+	87.94% --

Save

- **Using PowerTeacher Pro** [slide 2](#)
- **Accessing the Gradebook 6** [slide 4](#)
 - **Navigating the Gradebook**
- **Viewing and Adding Class Descriptions** [slide 12](#)
- **Setting Up Display Preferences** [slide 15](#)
- **Setting Up Grading Preferences** [slide 17](#)
- **Working with Categories and Assignments** [slide 23](#)

- **Working with Grades** [slide 52](#)
- **Analyzing Performance** [slide 61](#)
- **Running PowerTeacher Pro Reports** [slide 77](#)

Progress > Traditional Grades Progress



PowerSchool | 1(B) Sociology - 16-17 | Create | Jason Luf

Traditional Grades Progress

Sociology (Q3)

Grade	Count
A+, A-	0
B+, B, B-	1
C+, C, C-	9
D+, D, D-	4
F, P, I	5

Traditional Grades Distribution

Sociology
Class grade trends in Q3 compared against Q2.

GRADE DISTRIBUTION	STUDENTS	GRADE	
		Q3	Q2
Q1	Smith, Taylor	F	F
Q1	Sorensen, Derek	F	F
Q2	Vesledahl, Garret	F	F
Q2	Hanson, Joel	F	D
S1	Bartlett, Jared	F	B
Q3	Lyon, Jessica	D-	D
Q3	Zacharia, Ben	D-	D+

Category	Count
Missing	4
Late	3
Incomplete	4

The Traditional Grades Progress screen provides a graphical view of the grade distribution across the selected class.

The column on the left lists the number of students who have earned each traditional grade in the grade scale. The colors in the graph correspond to the grade scale color levels. To the right of the graph, view a summary of the total number of students who have missing, late, or incomplete assignments.

Progress > Standards Progress



PowerSchool

▶ 1(B) Sociology - 16-17

+ Create



Jason Luhn

Standards Progress

Q3 ▼

Type to search standards

Sociology

STANDARDS	GRADE DISTRIBUTION (Q3)	ASSIGNMENTS
9-10.LIT - Literacy in History/Social Studies/Science/Technical Subjects	0 0	2
9-10.RH.01 - Cite textual evidence to support analysis of primary and secondary sources	18 0	2
9-10.RH.02 - Determine the central ideas or subjects of texts and analyze how two or more texts address similar issues or themes	0 0	1
9-10.RH.03 - Analyze in detail a series of events, statements, or judgments, assessing how they are supported and how well they are reasoned	0 0	1
9-10.RH.04 - Determine the meaning of words and phrases as they are used in a text, including figurative, connotative, and technical meanings	0 0	1
9-10.RH.05 - Analyze how a text uses structure to enhance the communication of ideas and issues	0 0	0

Standard Grades Distribution

Sociology
9-10.RH.01 - Cite textual evidence to support analysis of primary and secondary sources
Standard grade trends in Q3 compared against Q2.

	GRADE DISTRIBUTION		STUDENTS		GRADE	
	Q3	Q2			Q3	Q2
Q1	0	0	Sorensen, Derek		A	--
Q2	0	0	Hanson, Joel		M	--
S1	0	0	Holt, Gayle		M	--
Q3	18	0	Lyon, Jessica		M	--
Q4	16	0	Mabus, Elizabeth		M	--
S2	19	0	Smith, Taylor		M	--
			Wellkol, Eric		M	--

OK

STANDARDS	GRADE DISTRIBUTION (Q3)	ASSIGNMENTS
9-10.RH.01 - Cite textual evidence to support analysis of primary and secondary sources	0 0	2
9-10.RH.02 - Determine the central ideas or subjects of texts and analyze how two or more texts address similar issues or themes	18 0	2

Students Charm



The screenshot shows the PowerSchool interface. At the top, the PowerSchool logo is on the left, and a course selector shows '1(B) Sociology - 16'. Below the logo is a vertical navigation menu with icons for Grading (A+), Students (highlighted with a red box), Progress, Reports, Settings, and Apps. The main content area is titled 'Student View' and contains a list of links: Assignments, Standards Progress, Comment Log, Demographics, Quick Lookup - Traditional, Quick Lookup - Standards, and PowerTeacher Portal. To the right of this menu is a 'Students (19)' section with a search bar and radio buttons for 'All' and '1(B) Sociology'. Below this is a list of student names with person icons: Anderson, Sheila (highlighted), Avery, Kylee, Bartlett, Jared, Hanson, Joel, Holt, Gayle, Lloyd, Bridget, Lyon, Jessica, and Mabus, Elizabeth.

- View student progress,
- Manage communication,
- Work with assignments.

View a single Student's Assignments

PowerSchool ▶ 1(B) Sociology - 16-17 + Create ? Jason Luhman

A+ Grading **Hanson, Joel - Assignments** ⌵ ⚙️ Q3 ⌵ Hide Details

Students **Q3 Course Grades**

Progress CLASS: 1(B) Sociology GRADE: **F** PERCENT POINTS: **57.82%**
Absent: -- Tardy: -- Missing: -- Late: --

Reports **Assignments**

▶ Filter Clear Apply

13 of 13 items

Assignment: Yanisha #4 Journal 2 Edit Assignment Show More
Score Type: Points (10) Score: F | 50% | 5/10 Due: 4/10/2017

ASSIGNMENT	SCORE	DUE DATE	STANDARDS	
Home 1. Yanisha #4 Journal 2	5	4/10/2017	0	
Home 2. Yanisha #3 Journal	3	4/10/2017	0	
Proj 3. Yanisha #2	2	4/10/2017	0	

Save

View Standards on a single Student

Navigation: Students Charm > Assignments > Select a student > Under Standards click on a grade to open Assignment Standards Detail.

A+ Grading
BIRD, Merlin - Assignments ▾
Q4 Course Grades
1(A-B) Geometry

Students

Assignments

Assignment: 3/28/2011
Score Type: Points (75x 5) Score: B- | 82.67% | 62/75 x 5

ASSIGNMENT	SCORE	DUE DATE	STANDARDS
Grou 1. 3/28/2011	62	7/24/2017	5
Grou 2. Article Review 1	100	7/18/2017	5
Quiz 3. 8-5 Study Guide And Intervention	✓	7/18/2017	5
Quiz 4. Participation 5-1	✓	7/3/2017	5
Grou 5. EngU.13-14	B	7/1/2017	5
Clas 6. Spelling Lesson 20 - Bonus Ws.	✓	6/22/2017	5
Proj 7. Science	100	6/8/2017	0
Proj 8. project		6/8/2017	0
Test 9. European Explorers	✓	5/28/2017	5
Quiz 10. Abs. Loc. Notes Part.	80	5/26/2017	5
Quiz 11. Spelling Test #13	B+	5/12/2017	5
Test 12. Standard Mix	48	5/9/2017	1
Grou 13. Ok25	B+	5/8/2017	5

Rows/Page

Assignment Standards Detail

Reading Logs 5

STANDARDS	SCORE	FLAGS
11.WL.01a - Introduce precise, knowledgeable claims	A	
11.WL.01b - Develop claims and counterclaims fairly and thoroughly	A	
11.WL.01c - Use words, phrases, and clauses as well as varied synt ax	A	
11.WL.01d - Establish and maintain a formal style and objective tone	A	
11.WL.01e - Provide a concluding statement or section	A	

Rows/Page

Students - Standards Progress

PowerSchool ▶ 1(A-B) Biology Honors - S2

Student View Students (20) Show Dropped

- Grading
- Students
- Progress
- Reports
- Settings

- Assignments
- Standards Progress**
- Comment Log
- Demographics
- Quick Lookup - Traditional

PowerSchool ▶ 1(B) Sociology - 16-17 + Create ? Jason Luhman

Hanson, Joel - Standards Progress ▼ Q3 ▼

9-10.LIT Literacy in History/Social Studies/Science/Technical Subjects Show More

Grade Scale Type: (E - B)

STANDARDS	Q1	Q2	S1	Q3	ASSIGNMENTS	Q4	S2	Y1
1(B) Sociology								
9-10.LIT - Literacy in History/Social Studies/Science/Technical Subjects					2			
9-10.RH - Reading - History and Social Studies					Comment Only Standard			
9-10.RH.01 - Cite textual evidence to support analysis of primary and secondary sources				M	2	M	M	M
9-10.RH.02 - Determine the central ideas or information of a primary or secondary source	M		M		1	M	M	M
9-10.RH.03 - Analyze in detail a series of events described in a text	M		M		1	M	M	M
9-10.RH.04 - Determine the meaning of words and phrases as they are used in a text	M	E	E		1			E
9-10.RH.05 - Analyze how a text uses structure to emphasize key points	M	E	E		0			E
9-10.RH.06 - Compare the point of view of two or more authors	M	E	E		0			E

Save

Students - Standards Progress Graph

PowerSchool ▶ 1(A) NC Math 1 - S2 + Create ? 👤 Debra


A+ Grading 👤 Beast, Louie - Standards Progress ⚙️ F1

🚨 F1 is already completed.

1(A) NC Math 1 - S2

Standards Progress / Hanson, Joel

No Standard Grade has been calculated.



	E1	F1	ASSIGNMENTS
			0
			1
3	3		1
2	2		1
2	2		1
2	2		1

4/10

E	E

Standard Grade Show Metrics M M M

Assignment: Yanisha #1 Show More

Most Recent 3	--	--	--
Mean	--	--	--
Median	--	--	--
Calculated : Mode	--	--	--
Wt. Mean	--	--	--
Highest	--	--	--

Assignment: Yanisha #1 Show More

Status: Collected Score Type: Collected Only Due: 4/10/2017

Extra Extra!!



Hide Summary

Progress Options

Progress Options



Additional Metric To Graph

None



▶ Filter

Clear

Apply

68 of 68 items

STANDARD

SELECT
4 / 4

9-10.LIT - Literacy in History/Social Studies/Science/Technical Subjects



9-10.RH.01 - Cite textual evidence to support analysis of primary and secondary sources

9-10.RH.02 - Determine the central ideas or information of a primary or secondary source

9-10.RH.03 - Analyze in detail a series of events described in a text

9-10.RH.04 - Determine the meaning of words and phrases as they are used in a text


9-10.RH.05 - Analyze how a text uses structure to emphasize key points

9-10.RH.06 - Compare the point of view of two or more authors

9-10.RH.07 - Integrate quantitative or technical analysis with qualitative analysis

OK

Students - Comment Log



PowerSchool

▶ 1(B) Sociology - 16-17

+ Create



Jason Luhman

A+ Grading

Anderson, Sheila - Comment Log



Q3



Students

▶ Filter

2 of 2 items

Class Grade: Q3 Calculation: Category Weighting
Grade Scale Type: (A-I) Grade: B- | 80.9% | --

TYPE/CATEGORY	COMMENT TEXT	GRADE / SCORE	DATE
	Class Grade: Q3 Keep working hard Sheila!	B- 80.9% --	Q3
	Yanisha #1 Completes assignments consistently	✓	4/10/2017

Legend

Icons - Assignment - Class Grade - Standard Grade

Legend

Icons - Assignment - Class Grade - Standard Grade

Students > Demographics



Anderson, Sheila - Demographics

Name (Last, First MI)	Anderson, Sheila
Address	308 Francis St Jackson, MS 39206
Home Phone	1-555-555-2900
Age	15 years 11 months
Aggregate days of membership (YTD)	181
Area/neighborhood	
DOB	04/18/2001
Ethnicity	B
Father's Employer	Krispy Kreme
Father's Home Phone	1-555-555-1065
Father's Name	Allen Anderson
Father's Work Phone	
Gender	F
Grade Level	11
Graduation Year	
Guardianship	
Guardian Email	momanddad@PSSIS.com
Home Room	Leier
Locker Combination	28--16--18
Locker Number	122
Mailing Address	308 Francis St Jackson, MS 39206
Mother's Employer	Amazon.com
Mother's Home Phone	1-555-555-8224
Mother's Name	Kaye Anderson
Mother's Work Phone	1-555-555-8224

Quick Lookup - Traditional



- Grading
- Students
- Progress
- Reports
- Settings
- Apps

Anderson, Sheila - Quick Lookup - Traditional

Attendance By Class																				
Exp	Last Week				This Week				Course	Q1	Q2	S1	Q3	Q4	S2	Y1	Absences		Tardies	
	M	T	W	H	F	M	T	W									H	F	S2	16-17
1(A)									English 2 Mantezimbe, Yoruba - Rm: 206	B 85	D- 60	C 73	C 76	B 85.79	B- 80.9	C+ 78.27	0	1	0	1
1(B)									Sociology Luhman, Jason Q - Rm: 122	C+ 77.14	C 75.74	C 76.44	B- 80.9	B 83	B- 81.95	C+ 79.2	0	0	0	0
2(A-B)									Geometry Edwards, Karrie H - Rm: 208	--	--	--	D 63.93	F 18.79	F 41.36	--	3	3	0	0
3(A-B)									Spanish 1 Carruthers, Elizabeth - Rm: 410	--	--	--	A- 90	A- 93.64	A- 91.82	--	1	1	0	0
4(A)									Phys Ed 11 Potter, Justin Z - Rm: Gym	--	--	--	A 96	A- 90.19	A- 93.1	--	0	0	0	0
4(B)									Drawing and Design Derringer, Malcom B - Rm: 111	--	--	--	A- 92	A- 93.1	A- 92.55	--	0	0	0	0
Attendance Totals																4	5	0	1	

Current Simple GPA (S2): 2.7225

Show dropped classes also

Attendance By Day																	
Last Week					This Week					Absences		Tardies					
M	T	W	H	F	M	T	W	H	F	S2	YTD	S2	YTD				
										0	1	0	1				
Attendance Totals														0	1	0	1

Legend

Attendance Codes: Blank=Present | A=Absent | T=Tardy | TE=Tardy Excused | P=Parent Excused | U=Unexcused | S=School Excused | I=In School Suspension | O=Out of School Suspension | X=Truant | V=Vacation | F=Field Trip |

Quick Lookup - Traditional > View Score Detail

Student Score Detail ×

Assignment Pop Quiz

Category Classwork

Score Comment Assignment Description

Great work, Sheila!

Close

Quick Lookup - Standards



- A+ Grading
- Students
- Progress
- Reports
- Settings
- Apps

Anderson, Sheila - Quick Lookup - Standards ▾

Show Standards with No Grades

Year

16-17 ▾

Expand All

Collapse All

Current Classes

▶ 1(A) English 2 - 16-17

Mantezimbe, Yoruba

▶ 1(B) S

▾ 1(A) English 2 - 16-17

Mantezimbe, Yoruba

n, Jason Q

▶ 2(A-B)

s, Karrie H

▶ 3(A-B)

, Elizabeth

▶ 4(A) P

er, Justin Z

▶ 4(B) D

Malcom B

STANDARDS	Q1	Q2	S1	Q3	Q4	S2	Y1
10.RL.01 - Cite strong and thorough evidence to support analysis of text				E		E	E
10.RL.02 - Determine theme or central idea; provide an objective summary				E		E	E
10.RL.03 - Analyze how complex characters develop over the course of a text				E		E	E
10.RL.04 - Determine figurative and connotative meanings of words; analyze word choice				E		E	E
10.RL.05 - Analyze how an author's choices in a text creates mystery, tension				E		E	E

Students > PowerTeacher Portal



PowerSchool

1(B) Sociology - 16

Student View

- Assignments
- Standards Progress
- Comment Log
- Demographics
- Quick Lookup - Traditional
- Quick Lookup - Standards
- PowerTeacher Portal**

Students (19) Show Dropped

Anderson, Sheila

Average

Bart

Hans

Holt, Gayle

Lloyd, Bridget

PowerSchool

Welcome, Jason Q Luhman | Help | Sign Out

School: Apple Grove High School Term: 16-17 Semester 2

Schedule

Anderson, Sheila 11 26 AGHS1

Exp	Trm	Crs-Sec	Course	Teacher	Room	Enroll	Leave
1(A)	16-17	ENG2000-1	English 2	Mantezimbe, Yoruba	206	08/01/2016	07/30/2017
1(B)	16-17	SOC3000-3	Sociology	Luhman, Jason Q	122	08/01/2016	07/30/2017
2(A-B)	S2	MAT2001-7	Geometry	Edwards, Karrie H	208	01/30/2017	07/30/2017
3(A-B)	S2	LAN1000-4	Spanish 1	Carruthers, Elizabeth	410	01/30/2017	07/30/2017
4(A)	S2	PE11-4	Phys Ed 11	Potter, Justin Z	Gym	01/30/2017	07/30/2017
4(B)	S2	ART1100-1	Drawing and Design	Derringer, Malcom B	111	01/30/2017	07/30/2017

- **Using PowerTeacher Pro** [slide 2](#)
- **Accessing the Gradebook 6** [slide 4](#)
 - **Navigating the Gradebook**
- **Viewing and Adding Class Descriptions** [slide 12](#)
- **Setting Up Display Preferences** [slide 15](#)
- **Setting Up Grading Preferences** [slide 17](#)
- **Working with Categories and Assignments** [slide 23](#)

- **Working with Grades** [slide 52](#)
- **Analyzing Performance** [slide 61](#)
- **Running PowerTeacher Pro Reports**..... [slide 77](#)

Reports

Working with Reports

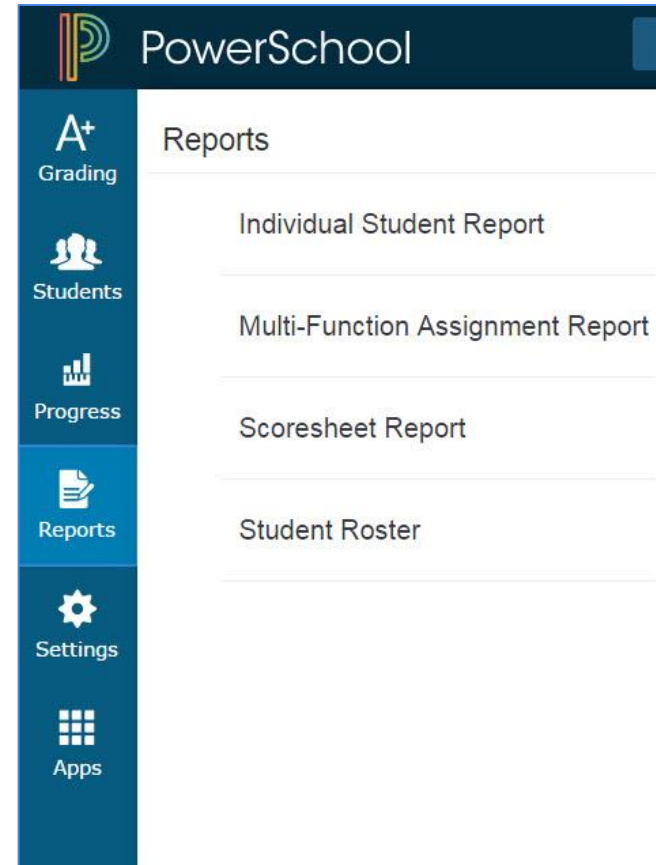
PowerTeacher Pro offers a selection of reports to assist you in daily classroom activities, as well as with assessing student performance. You can generate reports for all students who are enrolled in a class, for all students who are enrolled in all your classes, or for specific students.

Individual Student Report

Multi-Function Assignment Report

Scoresheet Report

Student Roster Report



Individual Student Report Criteria Tab

Reports

Jason Luhma

PowerSchool

▶ 1(B) Sociology - 16-17

+ Create



A+
Grading

Students

Progress

Reports

Settings

Apps

Criteria

Students

Format

Report Title

Individual Student Report

Description

Multi-function report per student. Useful for progress reports, missing/late assignments, low grades, high grades, category totals, and more.

Classes*

Select Classes

1 Class: 1(B) Sociology

Sort Options

Layout

By Section, By Student

Students

Last Name

Assignments

Due Date (Newest First)

Data

Areas To Include*

Select Data

Course Grades and Attendance, Assignments, Category Totals

Show Percentages



Show Assignments with no Data



Run Report

HOME BASE

Individual Student Report Criteria Tab

The screenshot shows the PowerSchool interface for the '1(B) Sociology - 16-17' course. The top navigation bar includes the PowerSchool logo, a course selector, a 'Create' button, a help icon, and the user name 'Jason Luhman'. A left sidebar contains navigation icons for Grading, Students, Progress, Reports, Settings, and Apps. The main content area is titled 'Individual Student Report Criteria Tab' and features a 'Show Assignments with No Data' link. Below this, there are sections for 'Date Range' and 'Data Filters'. The 'Date Range' section includes 'Course Grades', 'Assignment Date Range', and 'Category Totals', each with a dropdown menu and a value. The 'Data Filters' section includes 'Assignment Attributes', 'Assignment Scores', 'Assignment Categories', and 'Course Grades', each with a dropdown menu and a value.

Section	Item	Dropdown	Value
Date Range	Course Grades	Select Reporting Term	Q3
	Assignment Date Range	Q3	Q3
	Category Totals	Select Reporting Term	Q3
Data Filters	Assignment Attributes	Filter Assignments	Any Assignment
	Assignment Scores	Filter Scores	Any Scores
	Assignment Categories	Filter Categories	Any Category
	Course Grades	Filter Grades	Any Course Grades

Individual Student Report Students Tab

The screenshot shows the PowerSchool interface for an Individual Student Report. The top navigation bar includes the PowerSchool logo, the course '1(B) Sociology - 16-17', and user information for Jason Luhman. A sidebar on the left contains navigation icons for Grading, Students, Progress, Reports, and Settings. The main content area has three tabs: 'Criteria', 'Students' (highlighted with a red box), and 'Format'. Below the tabs, there is a section for 'Include Dropped Students' with a checkbox and two buttons: 'Show Selected Students' and 'Add/Remove Students'. A blue message box states: 'The report applies to all students in the selected classes.' Below this is a scrollable list of 19 students under the heading 'STUDENTS (19)'. The list includes names such as Anderson, Sheila; Avery, Kylee; Bartlett, Jared; Hanson, Joel; Holt, Gayle; Lloyd, Bridget; Lyon, Jessica; and Mabus, Elizabeth.

PowerSchool

1(B) Sociology - 16-17

Create ? Jason Luhman

Criteria **Students** Format

Include Dropped Students

Show Selected Students Add/Remove Students

The report applies to all students in the selected classes.

STUDENTS (19)

- Anderson, Sheila
- Avery, Kylee
- Bartlett, Jared
- Hanson, Joel
- Holt, Gayle
- Lloyd, Bridget
- Lyon, Jessica
- Mabus, Elizabeth

Legend

Individual Student Report Format Tab

The screenshot shows the PowerSchool interface for the '1(B) Sociology - 16-17' course. The 'Format' tab is selected and highlighted with a red box. The interface includes a sidebar with navigation options: Grading (A+), Students, Progress, Reports, Settings, and Apps. The main content area has the following settings:

- Orientation:** Landscape (dropdown menu)
- Output:** PDF (dropdown menu)
- Page Break:** Between Students
- Exclude Row Shading:** (Saves ink for printed reports)
- Top Note:** Include Bold
- Bottom Note:** Include Bold

Character counts are shown below the note text boxes: 'Characters Left: 256' for the top note and 'Characters Left: 256' for the bottom note. A 'Run Report' button is located at the bottom right of the interface, also highlighted with a red box.

Student Multi-Function Assignment Report

Criteria	Students	Format
Report Title	<input type="text" value="Multi-Function Assignment Report"/>	
Description	List of students and scores per assignment. Useful for finding missing/late assignments, low grades, high grades, incomplete, and more.	
Classes*	<input type="text" value="Select Classes"/> ▼	1 Class: 1(A-B) Pre-Calculus
Sort Options		
Students	<input type="text" value="Last Name"/> ▼	
Assignments	<input type="text" value="Due Date (Newest First)"/> ▼	
Data		
Show Percentages	<input checked="" type="checkbox"/>	
Show Assignment	<input type="checkbox"/>	

Scoresheet Report

PowerSchool ▶ 1(A-B) Animal Science II - S2 + Create ? Lauren Aldriable

A+ Grading
Students
Progress
Reports
Settings
Apps

! E1 is already completed.

Criteria **Students** Format

Report Title

Description Student score information for scored assignments, listed one row per student.

Classes* **▼** 1 Class: 1(A-B) Animal Science II

Student Field **▼**

Sort Options

Students **▼**

Items to Include

Run Report

Student Roster Report Criteria



Criteria **Students** Format

Report Title

Description Student demographic information and blank columns, listed one row per student.

Classes 1 Class: 1(B) Sociology

Sort Options

Students

Display

Columns

Column	Column Name on Report	Order	Remove
Student Name	<input type="text" value="Name"/>		

Run Report